


HF3000C-UQC Series (RoHS 対応品)

三相三線式 480VAC

高減衰・大電流(低漏洩電流タイプ)



150A品 外観



UL1283 (file No.E102708)

EN60939-2 (file No.R50031225)

SCCR対応(80~400A品)

・ブレーカとコンビネーションで取得

・Listed認定品であればどのメーカーのブレーカでも使用可能

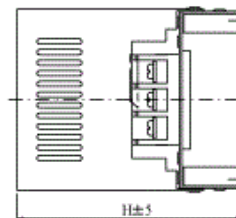
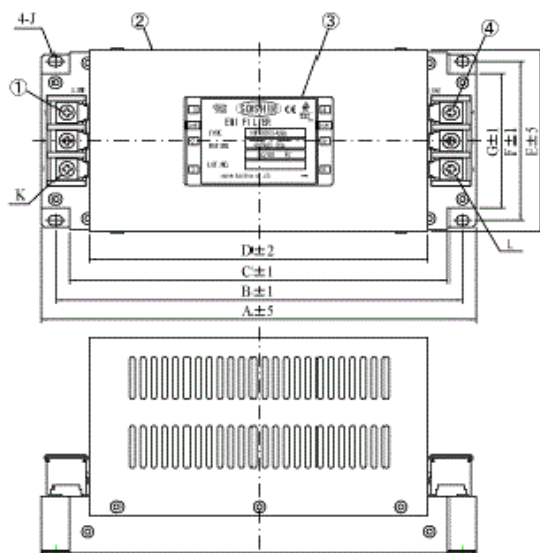
用途

IGBTインバータ、ACサーボ、NC制御機器など

仕様

Part No.	Rated Current	SCCR value	Weight	Dimensions [mm]											
				A	B	C	D	E	F	G	H	J	K	L	
HF3010C-UQC	10A	-	2.2kg	186	171	156	136	98	84	73	95	φ4.5×6	M4	M4	fig1
HF3020C-UQC	20A		2.8kg	236	221	206	184	105	90	76	122	φ5.5 ×7	M5	M5	
HF3030C-UQC	30A		3.3kg												
HF3040C-UQC	40A		4.0kg	256	241	226	204	115	100	86	127				
HF3050C-UQC	50A		4.5kg												
HF3060C-UQC	60A														
HF3080C-UQC	80A	14kA	9.0kg												
HF3100C-UQC	100A		11.0kg												
HF3150C-UQC	150A	30kA	14.0kg												fig3
HF3200C-UQC	200A		20.0kg												
HF3250C-UQC	250A		21.0kg												fig4
HF3300C-UQC	300A		22.0kg												
HF3400C-UQC	400A		33.0kg												
Rated Voltage	480VAC max														
Leakage Current	10mA max / 400VAC 50Hz By UL1283														
Ambient temp.	-20 up to 50 Deg.C														

fig.1 (10~60A)



No	Item
1	Input terminal
2	Resin case
3	Label
4	Output terminal

fig.2 (80, 100A)

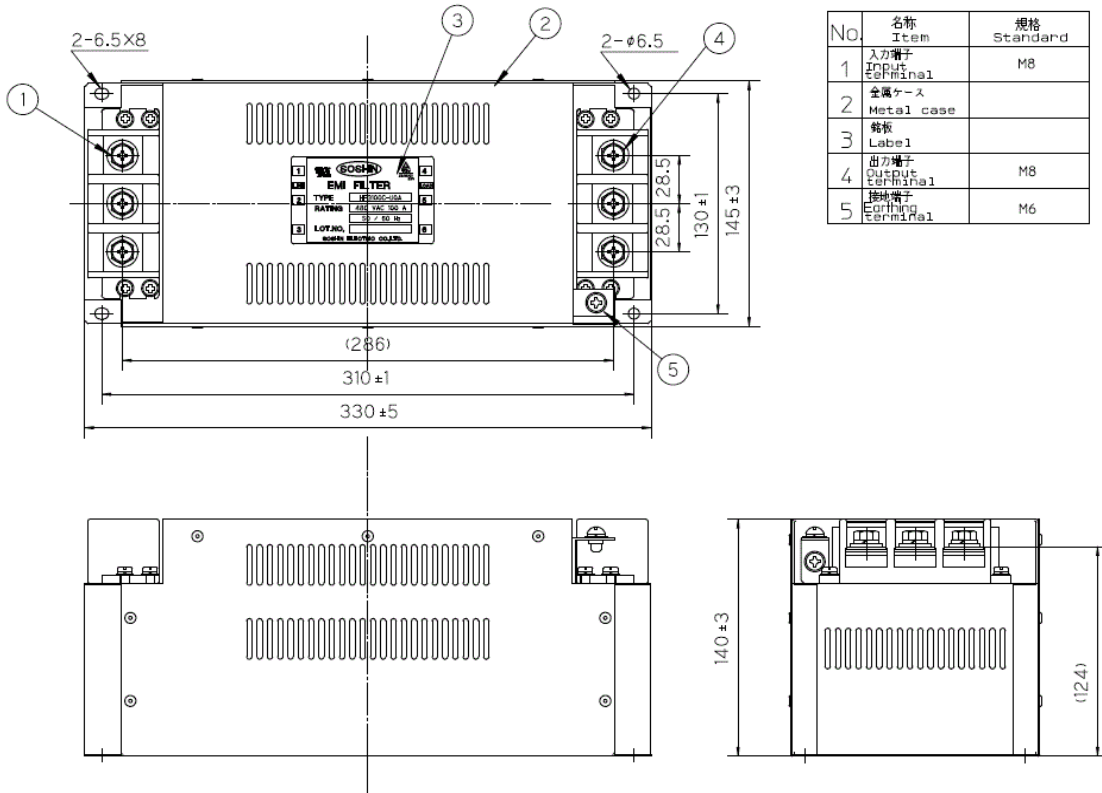


fig. 3 (150A)

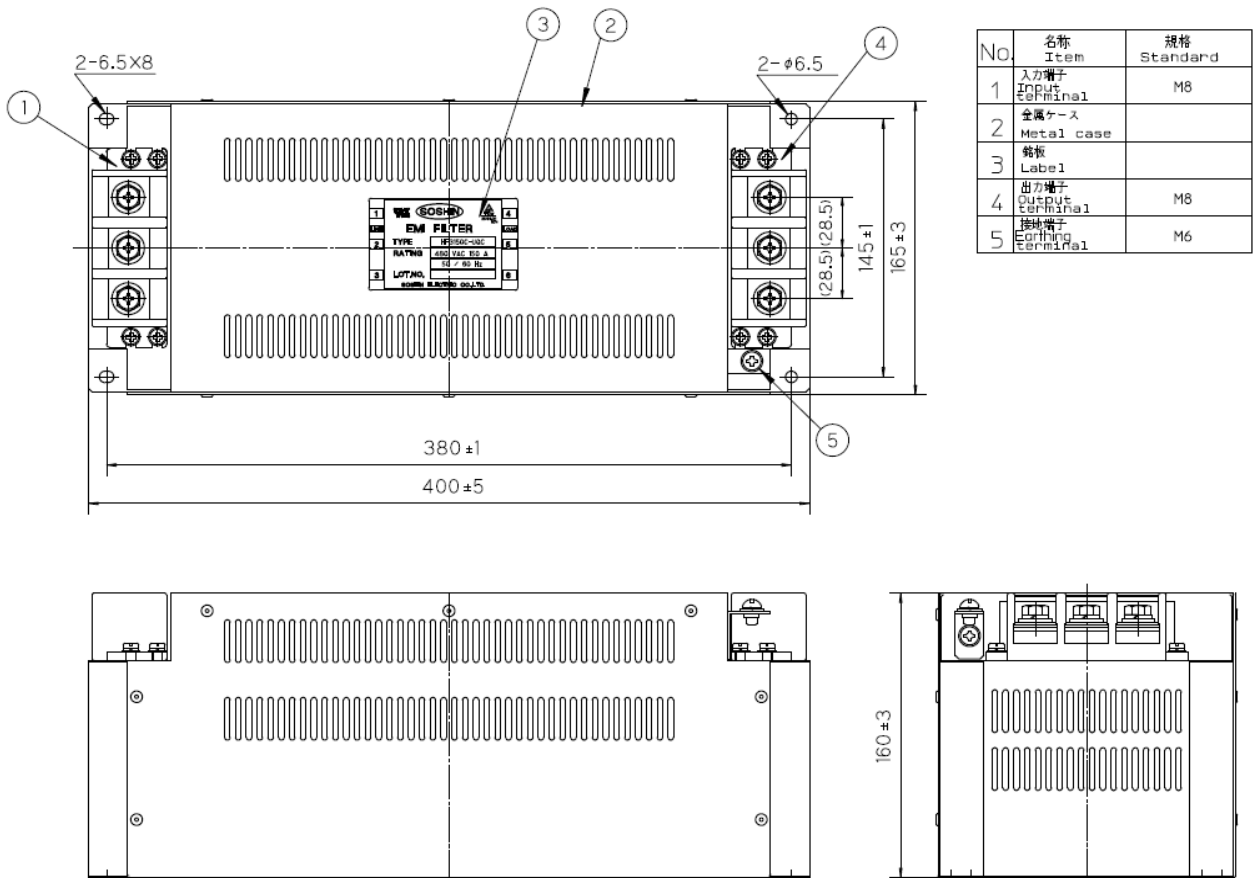
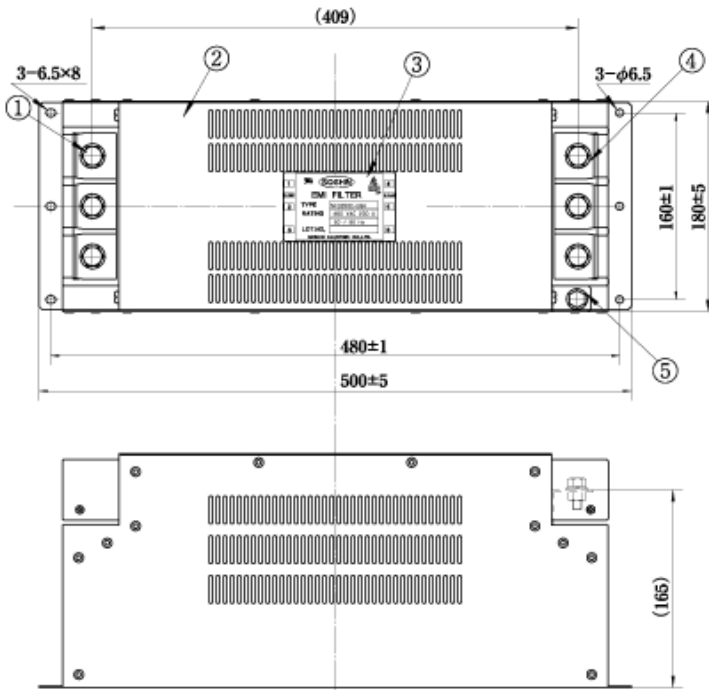
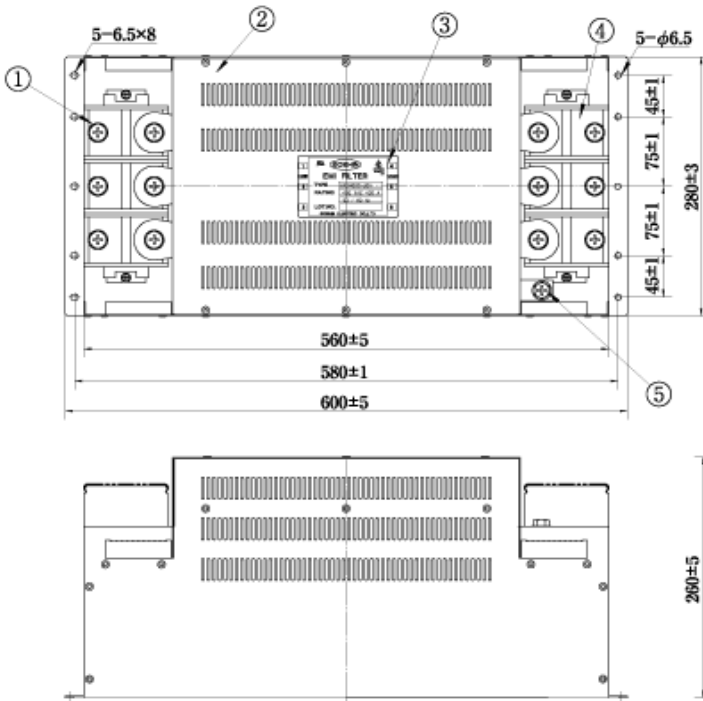


fig. 4 (200, 250, 300A)



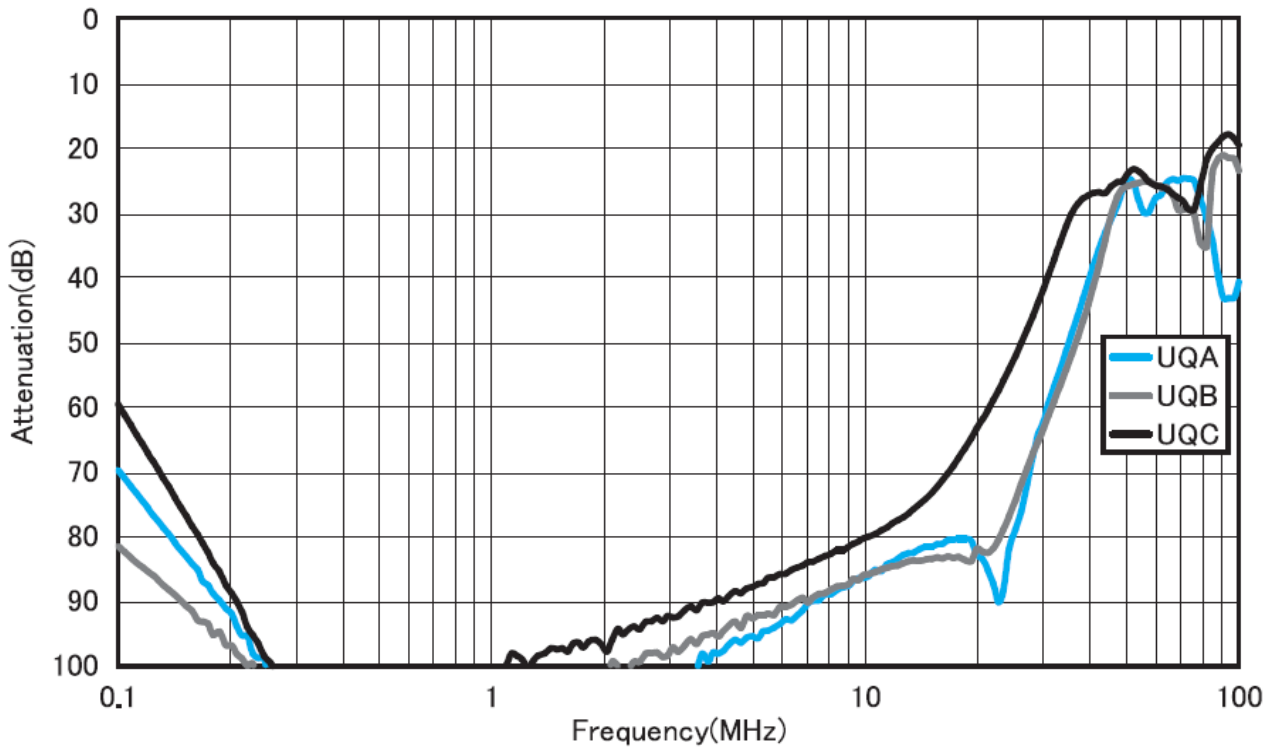
No	Item	Notes
①	Input terminal	M10
②	Metal case	
③	Label	
④	Output terminal	M10
⑤	Earthing terminal	M8

fig. 5 (400A)



No	Item	Notes
①	Input terminal	M12
②	Metal case	
③	Label	
④	Output terminal	M12
⑤	Earthing terminal	M10

減衰特性



回路図

